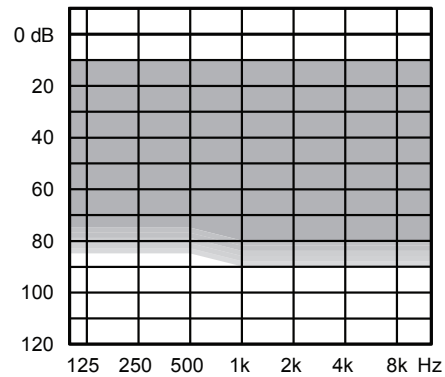


Effect CIC-M

Minimal to severe hearing losses
E7/E6/E5/E4/E3/E2



Fitting range



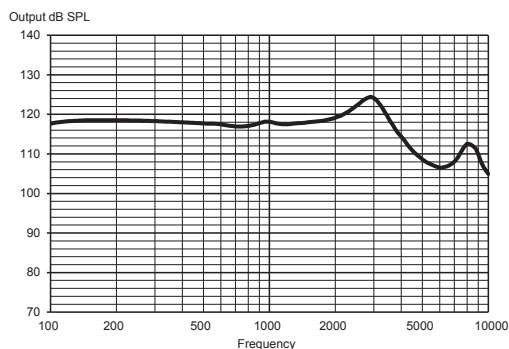
Key Features	E7	E6	E5	E4	E3	E2
Processing and fine-tuning channels	15	12	10	6	6	4
Experience Level Manager	•	•	•	•	•	•
Ambient Noise Rejection II	•	•	•	•	•	•
Noise reduction	•	•	•	•	•	Minimal
Volume Control II*	•	•	•	•	•	
Linear Frequency Transposition	•	•	•	•	•	
Acoustic Situation Technology	11 (IE)	7 (IE)	4	3		
Impulse Noise Rejection II	•	•	•			
Speech Enhancer	II/Linked	Linked				
High-frequency boost	•					
Accessories						
Acoustic remote control App	•	•	•	•	•	•
*Via app						
Colours	025/Light Beige, 028/Clay Brown					

TECHNICAL DATA

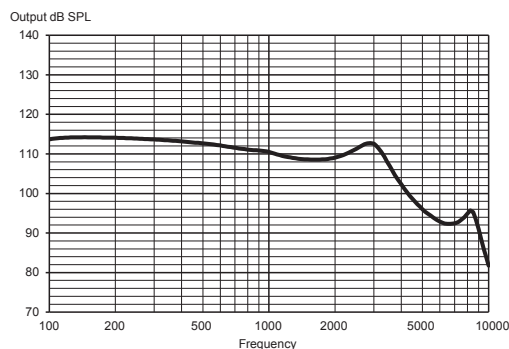
		EAR SIMULATOR IEC 60118-0:1983, + A1:1994	2CC COUPLER IEC 60118-0:2015, ANSI S3.22-2014
OSPL90	1600 Hz Peak Average	118 dB SPL 124 dB SPL 118 dB SPL	109 dB SPL 114 dB SPL 110 dB SPL
Acoustic output (Input 60 dB SPL)	1600 Hz Peak Average	103 dB SPL 108 dB SPL 99 dB SPL	94 dB SPL 97 dB SPL 93 dB SPL
Full-on gain (Input 50 dB SPL)	1600 Hz Peak Average	62 dB SPL 63 dB SPL 61 dB SPL	53 dB SPL 57 dB SPL 52 dB SPL
Acoustic Frequency range		100 Hz - 9700 Hz	100 Hz - 8800 Hz
Harmonic distortion (Input 70 dB SPL)	500 Hz 800 Hz 1600 Hz	<2% <2% <2%	<2% <2% <2%
Equivalent input noise		25 dB SPL	26 dB SPL
Battery current (stand by)		0.91 mA	0.91 mA
Battery current		0.93 mA	0.95 mA
Battery life / hours (Type 10 Zn-Air, 100 mAh)*		110 h	105 h
Mobile phone immunity (IEC 60118-13:2016, ANSI C63.19:2011)		IRIL: -38/-33/-27 dB SPL	U-rating: M4

*Battery life in real-life situations depends among other things on the hearing aid features used, streaming time, and the quality of the battery used.

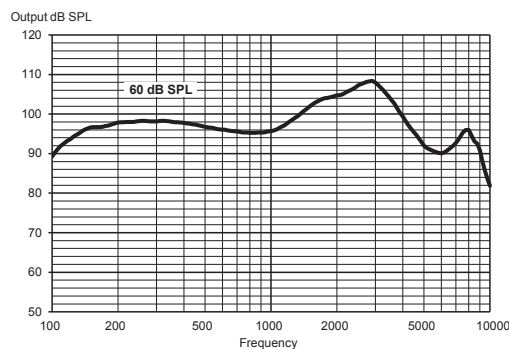
MAXIMUM OUTPUT - EAR SIMULATOR



MAXIMUM OUTPUT - 2CC COUPLER



OUTPUT - EAR SIMULATOR



OUTPUT - 2CC COUPLER

