



	Own 1	Own 2	Own 3	
Speech Understanding	MoreSound Intelligence™	Level 1	Level 2	Level 3
	- Environment configuration	5 Options	5 Options	3 Options
	- Virtual Outer Ear	3 Configurations	2 Configurations	1 Configuration
	- Spatial Balancer	100%	60%	60%
	- Neural Noise Suppression, Difficult / Easy	10 dB / 4 dB	6 dB / 2 dB	6 dB / 0 dB
	- Sound Enhancer	3 Configurations	2 Configurations	1 Configuration
	MoreSound Amplifier™	•	•	•
	Feedback Prevention	MoreSound Optimizer™ & Feedback shield	MoreSound Optimizer™ & Feedback shield	MoreSound Optimizer™ & Feedback shield
	Spatial Sound™	4 Estimators	2 Estimators	2 Estimators
	Soft Speech Booster	•	•	•
Frequency lowering	Speech Rescue™	Speech Rescue™	Speech Rescue™	
Sound Quality	Clear Dynamics	•	•	-
	Better-Ear Priority	•	•	-
	Fitting Bandwidth*	10 kHz	8 kHz	8 kHz
	Bass Boost (streaming)**	◦	◦	◦
	Processing Channels	64	48	48
Listening Comfort	Transient Noise Management	4 configurations	3 configurations	3 configurations
	Wind Noise Management	•	•	•
Personalisation & Optimising Fitting	Fitting Bands	24	20	18
	Multiple Directionality options	•	•	•
	Adaptation Management	•	•	•
	Fitting Formulas	VAC+, NAL-NL1/ NAL-NL2, DSL 5.0	VAC+, NAL-NL1/ NAL-NL2, DSL 5.0	VAC+, NAL-NL1/ NAL-NL2, DSL 5.0
Connecting to the world	Hands-free communication***,***	◦	◦	◦
	Direct streaming**,****	◦	◦	◦
	Oticon ON app & Oticon RemoteCare app**	◦	◦	◦
	ConnectClip**	◦	◦	◦
	EduMic**	◦	◦	◦
	Remote Control 3.0**	◦	◦	◦
	TV Adapter 3.0**	◦	◦	◦
Tinnitus SoundSupport™*****	◦	◦	◦	

* Bandwidth accessible for gain adjustments during fitting

** Requires 2.4 GHz

*** Hands-free communication is available with iPhone 11 or later running iOS 15.2 or later, and iPad running iPadOS 15.2 or later

**** From iPhone, iPad, iPod touch, and selected Android™ devices

***** Requires push-button

- Default
- Optional
- Not included

Operating Conditions

Temperature: +1°C to +40°C (34°F to 104°F)
Humidity: 5% to 93% relative humidity, non-condensing
Atmospheric pressure: 700 hPa to 1060 hPa

Storage and transportation conditions

Temperature and humidity should not exceed the below limits for extended periods during transportation and storage.

Transportation

Temperature: -25°C to +60°C (-13°F to 140°F)
Humidity: 5% to 93% relative humidity, non-condensing
Atmospheric pressure: 700 hPa to 1060 hPa

Storage

Temperature: -25°C to +60°C (-13°F to 140°F)
Humidity: 5% to 93% relative humidity, non-condensing
Atmospheric pressure: 700 hPa to 1060 hPa

Apple, the Apple logo, iPhone, iPad, and iPod touch are trademarks of Apple Inc., registered in the U.S. and other countries.

Oticon Own™ ITC and ITE half shell and full shells are in-the-ear styles that feature an optional push-button and volume control. They are powered by disposable batteries and can be delivered with either a telecoil or Bluetooth® Low Energy technology. With Bluetooth® Low Energy technology they can stream directly from iPhone, iPad, iPod touch and selected Android™ devices that support ASHA**. They are Made for iPhone hearing aids and support hands-free communication.***

MoreSound Intelligence™ creates a more precise and natural representation of individual sounds with clearer and more distinct contrasts providing access to all relevant sounds.

MoreSound Amplifier™ analyses details in sound, and optimally amplifies them for the brain to have access to relevant information.

Oticon Own is built on the innovative Polaris™ platform, which uses a Deep Neural Network to rapidly and optimally manage incoming sounds based on individual needs.



For information on compatibility, please visit www.oticon.global/compatibility



	Own 4	Own 5	
Speech Understanding	OpenSound Navigator™	•	-
	- Balancing power effect	40%	-
	- Max. noise removal difficult/simple	6 dB / 0 dB	-
	Multiband Adaptive Directionality	-	•
	Noise Reduction	-	•
	Speech Guard™	•	-
	Single Compression	-	•
	Frequency lowering	Speech Rescue™	Speech Rescue™
Sound Quality	Fitting Bandwidth*	8 kHz	8 kHz
	Bass Boost (streaming)**	◦	◦
	Processing Channels	48	48
Listening Comfort	Feedback Management	SuperShield & Feedback shield	SuperShield & Feedback shield
	Transient Noise Management	On/Off	-
	Wind Noise Management	•	•
Personalisation & Optimising Fitting	Fitting Bands	14	12
	Multiple Directionality options	•	•
	Adaptation Management	•	•
	Fitting Formulas	NAL-NL1/NAL-NL2, DSL v5.0	NAL-NL1/NAL-NL2, DSL v5.0
Connecting to the world	Hands-free communication**,**	◦	◦
	Direct streaming**,**	◦	◦
	Oticon ON app & Oticon RemoteCare app**	◦	◦
	ConnectClip**	◦	◦
	EduMic**	◦	◦
	Remote Control 3.0**	◦	◦
	TV Adapter 3.0**	◦	◦
	Tinnitus SoundSupport™*****	◦	◦

* Bandwidth accessible for gain adjustments during fitting

** Requires 2.4 GHz

*** Hands-free communication is available with iPhone 11 or later running iOS 15.2 or later, and iPad running iPadOS 15.2 or later

**** From iPhone, iPad, iPod touch, and selected Android™ devices

***** Requires push-button

- Default
- Optional
- Not included

Operating Conditions

Temperature: +1°C to +40°C (34°F to 104°F)

Humidity: 5% to 93% relative humidity, non-condensing

Atmospheric pressure: 700 hPa to 1060 hPa

Storage and transportation conditions

Temperature and humidity should not exceed the below limits for extended periods during transportation and storage.

Transportation

Temperature: -25°C to +60°C (-13°F to 140°F)

Humidity: 5% to 93% relative humidity, non-condensing

Atmospheric pressure: 700 hPa to 1060 hPa

Storage

Temperature: -25°C to +60°C (-13°F to 140°F)

Humidity: 5% to 93% relative humidity, non-condensing

Atmospheric pressure: 700 hPa to 1060 hPa

Apple, the Apple logo, iPhone, iPad, and iPod touch are trademarks of Apple Inc., registered in the U.S. and other countries.

Oticon Own™ ITC and ITE half shell and full shells are in-the-ear styles that feature an optional push-button and volume control. They are powered by disposable batteries and can be delivered with either a telecoil or Bluetooth® Low Energy technology. With Bluetooth® Low Energy technology they can stream directly from iPhone, iPad, iPod touch and selected Android™ devices that support ASHA**. They are Made for iPhone hearing aids and support hands-free communication.***

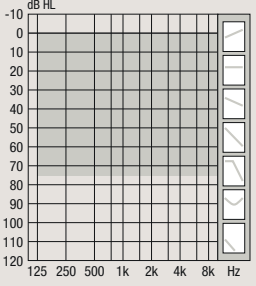

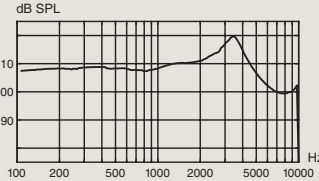
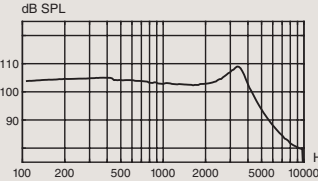
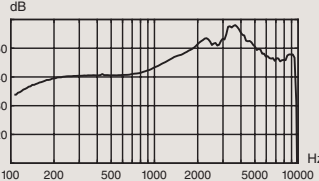
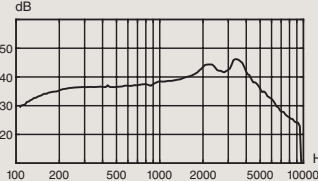
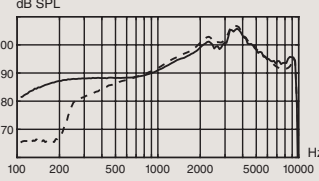
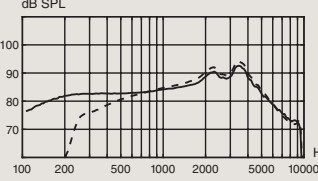
OpenSound Navigator™ continuously analyses the environment and attenuates disturbing noise.

Speech Guard™ provides more natural and clear speech sounds making the details in speech stand out more.

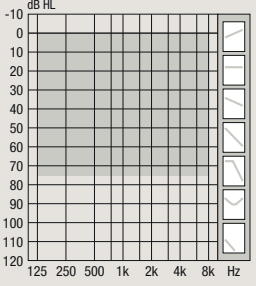

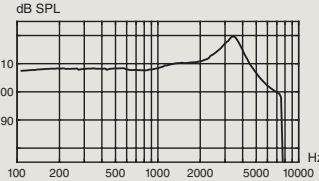
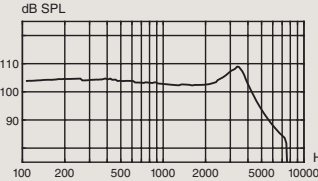
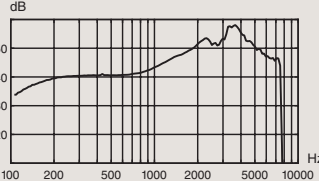
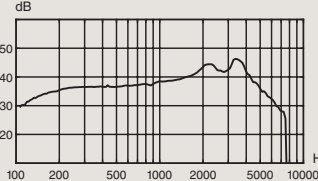
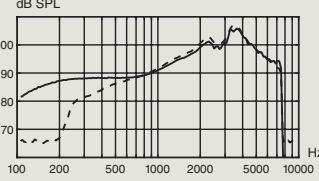
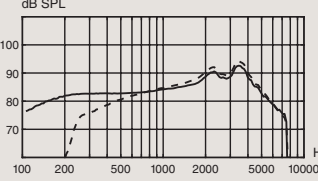
The Polaris™ platform provides a tremendous speed and memory capacity for audiological processing.



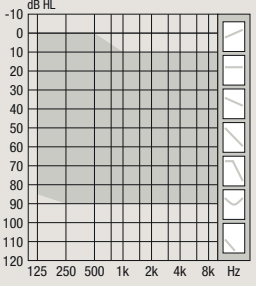

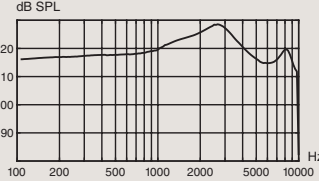
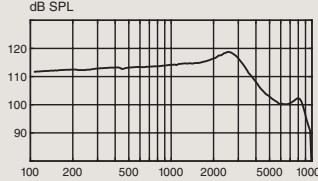
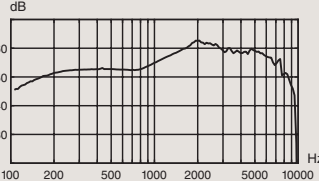
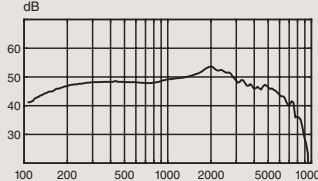
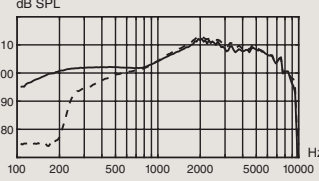
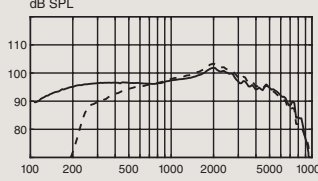
For information on compatibility, please visit www.oticon.global/compatibility

		Ear Simulator Measured according to IEC 60118-0:1983/AMD1:1994, IEC 60118-0:2015, IEC 60118-1:1995+AMD1:1998 CSV and IEC 60318-4:2010	2CC Coupler Measured according to ANSI S3.22-2014, IEC 60118-0:2015 and IEC 60318-5:2006
 <p>Technical information Omnidirectional mode is used unless otherwise stated.</p>		<p>OSPL90</p> 	<p>OSPL90</p> 
		<p>Full-on gain</p> 	<p>Full-on gain</p> 
		<p>Frequency response</p>  <p>— Acoustic input: 60 dB SPL - - - Magnetic input: 31.6 mA/m</p>	<p>Frequency response</p>  <p>— Acoustic input: 60 dB SPL - - - Magnetic input: 31.6 mA/m</p>
OSPL90	Peak	120 dB SPL	109 dB SPL
	1600 Hz	110 dB SPL	102 dB SPL
	HFA-OSPL90	111 dB SPL	103 dB SPL
Full-on gain ¹	Peak	58 dB	46 dB
	1600 Hz	48 dB	40 dB
	HFA-FOG	48 dB	40 dB
Reference test gain		36 dB	26 dB
Frequency range		100-9500 Hz	100-9400 Hz
Telecoil output	1 mA/m field (1600 Hz)	79 dB SPL	-
	10 mA/m field (1600 Hz)	99 dB SPL	-
	HFA-SPLITS L/R	-	85/85 dB SPL
Total harmonic distortion (Input 70 dB SPL)	500 Hz	< 2 %	< 2 %
	800 Hz	< 2 %	< 2 %
	1600 Hz	< 3 %	< 2 %
Equivalent input noise level	Omni	18 dB SPL	17 dB SPL
	Dir	26 dB SPL	28 dB SPL
Battery consumption ²	Typical	1.9 mA	2.0 mA
	Quiescent	1.9 mA	1.9 mA
Battery life, artificial measurement, hours ³		95	90
Expected battery life, hours ⁴		55-60	

1) Measured with the gain control of the hearing aids set to their full-on position minus 20 dB and with an input SPL of 70 dB. This is to obtain a gain response equal to the full-on gain response from e.g. IEC 60118-0:1983+A1:1994 but without influence of feedback.
 2) Battery current is measured according to IEC 60118-0:1983/AMD1:1994 §7.11, IEC 60118-0:2015 §7.7 and ANSI S3.22:2014 §6.13 after a settling time of minimum 3 minutes.
 3) Based on the standardised battery consumption measurement (e.g. IEC 60118-0:1983/AMD1:1994). The actual battery life depends on battery quality, use pattern, active feature set, hearing loss and sound environment.
 4) Real usage battery life is shown as an estimated interval based on mixed use cases with variable amplification settings and variable input levels, incl. direct stereo streaming from a TV (25% of the time) and streaming from a mobile phone (6% of the time).

		Ear Simulator Measured according to IEC 60118-0:1983/AMD1:1994, IEC 60118-0:2015, IEC 60118-1:1995+AMD1:1998 CSV and IEC 60318-4:2010	2CC Coupler Measured according to ANSI S3.22-2014, IEC 60118-0:2015 and IEC 60318-5:2006
 <p>Technical information Omnidirectional mode is used unless otherwise stated.</p>			
		OSPL90 	OSPL90 
		Full-on gain 	Full-on gain 
		Frequency response 	Frequency response 
		— Acoustic input: 60 dB SPL - - - Magnetic input: 31.6 mA/m	— Acoustic input: 60 dB SPL - - - Magnetic input: 31.6 mA/m
OSPL90	Peak	120 dB SPL	109 dB SPL
	1600 Hz	110 dB SPL	102 dB SPL
	HFA-OSPL90	111 dB SPL	103 dB SPL
Full-on gain ¹	Peak	58 dB	46 dB
	1600 Hz	48 dB	40 dB
	HFA-FOG	48 dB	40 dB
Reference test gain		36 dB	26 dB
Frequency range		100-7500 Hz	100-7500 Hz
Telecoil output	1 mA/m field (1600 Hz)	79 dB SPL	-
	10 mA/m field (1600 Hz)	99 dB SPL	-
	HFA-SPLITS L/R	-	85/85 dB SPL
Total harmonic distortion (Input 70 dB SPL)	500 Hz	< 2 %	< 2 %
	800 Hz	< 2 %	< 2 %
	1600 Hz	< 3 %	< 2 %
Equivalent input noise level	Omni	18 dB SPL	17 dB SPL
	Dir	26 dB SPL	27 dB SPL
Battery consumption ²	Typical	1.9 mA	2.0 mA
	Quiescent	1.9 mA	1.9 mA
Battery life, artificial measurement, hours ³		95	90
Expected battery life, hours ⁴		55-60	

1) Measured with the gain control of the hearing aids set to their full-on position minus 20 dB and with an input SPL of 70 dB. This is to obtain a gain response equal to the full-on gain response from e.g. IEC 60118-0:1983+A1:1994 but without influence of feedback.
 2) Battery current is measured according to IEC 60118-0:1983/AMD1:1994 §7.11, IEC 60118-0:2015 §7.7 and ANSI S3.22:2014 §6.13 after a settling time of minimum 3 minutes.
 3) Based on the standardised battery consumption measurement (e.g. IEC 60118-0:1983/AMD1:1994). The actual battery life depends on battery quality, use pattern, active feature set, hearing loss and sound environment.
 4) Real usage battery life is shown as an estimated interval based on mixed use cases with variable amplification settings and variable input levels, incl. direct stereo streaming from a TV (25% of the time) and streaming from a mobile phone (6% of the time).

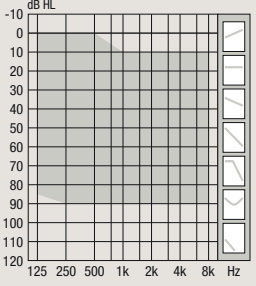

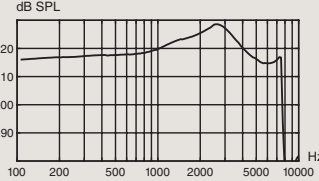
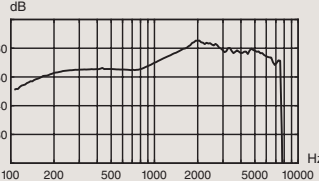
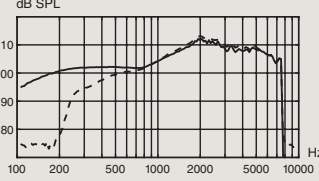
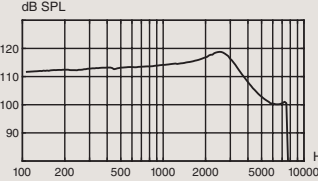
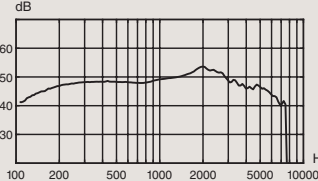
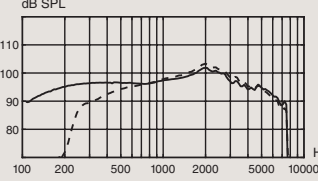
		Ear Simulator Measured according to IEC 60118-0:1983/AMD1:1994, IEC 60118-0:2015, IEC 60118-1:1995+AMD1:1998 CSV and IEC 60318-4:2010	2CC Coupler Measured according to ANSI S3.22-2014, IEC 60118-0:2015 and IEC 60318-5:2006
 <p>90</p> <p>Technical information Omnidirectional mode is used unless otherwise stated.</p>		OSPL90 	OSPL90 
		Full-on gain 	Full-on gain 
		Frequency response 	Frequency response 
			— Acoustic input: 60 dB SPL - - - Magnetic input: 31.6 mA/m
OSPL90	Peak 1600 Hz HFA-OSPL90	129 dB SPL 124 dB SPL 124 dB SPL	119 dB SPL 115 dB SPL 116 dB SPL
Full-on gain ¹	Peak 1600 Hz HFA-FOG	63 dB 60 dB 59 dB	54 dB 51 dB 51 dB
Reference test gain		49 dB	39 dB
Frequency range		100-9500 Hz	100-8500 Hz
Telecoil output	1 mA/m field (1600 Hz) 10 mA/m field (1600 Hz) HFA-SPLITS L/R	90 dB SPL 110 dB SPL -	- - 98/98 dB SPL
Total harmonic distortion (Input 70 dB SPL)	500 Hz 800 Hz 1600 Hz	< 2 % < 3 % < 2 %	< 2 % < 2 % < 2 %
Equivalent input noise level	Omni Dir	15 dB SPL 24 dB SPL	15 dB SPL 27 dB SPL
Battery consumption ²	Typical Quiescent	2.1 mA 1.9 mA	2.4 mA 1.9 mA
Battery life, artificial measurement, hours ³		85	75
Expected battery life, hours ⁴		40-60	

1) Measured with the gain control of the hearing aids set to their full-on position minus 20 dB and with an input SPL of 70 dB. This is to obtain a gain response equal to the full-on gain response from e.g. IEC 60118-0:1983+A1:1994 but without influence of feedback.

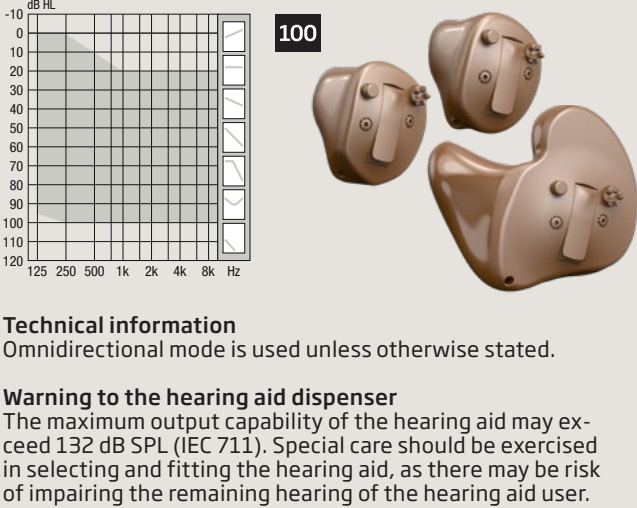
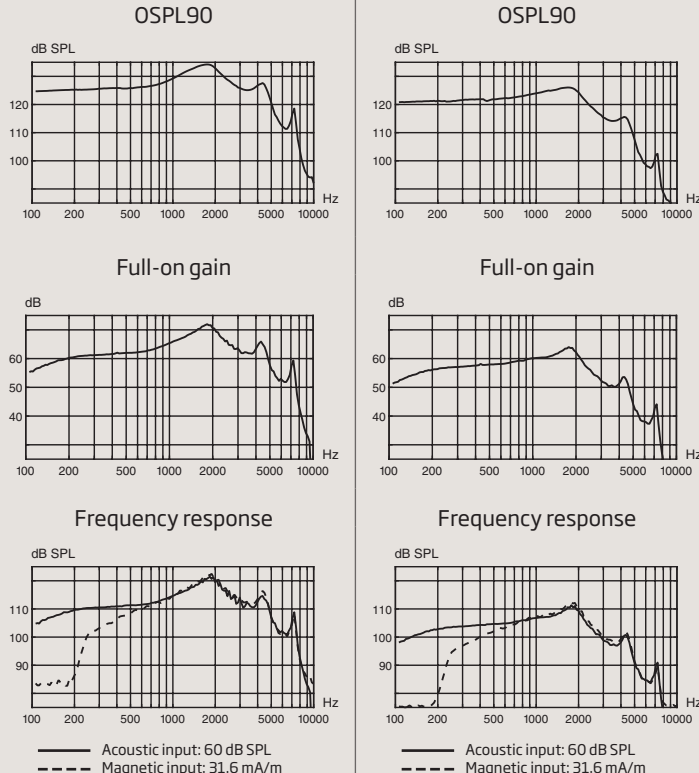
2) Battery current is measured according to IEC 60118-0:1983/AMD1:1994 §7.11, IEC 60118-0:2015 §7.7 and ANSI S3.22-2014 §6.13 after a settling time of minimum 3 minutes.

3) Based on the standardised battery consumption measurement (e.g. IEC 60118-0:1983/AMD1:1994). The actual battery life depends on battery quality, use pattern, active feature set, hearing loss and sound environment.

4) Real usage battery life is shown as an estimated interval based on mixed use cases with variable amplification settings and variable input levels, incl. direct stereo streaming from a TV (25% of the time) and streaming from a mobile phone (6% of the time).

		Ear Simulator Measured according to IEC 60118-0:1983/AMD1:1994, IEC 60118-0:2015, IEC 60118-1:1995+AMD1:1998 CSV and IEC 60318-4:2010	2CC Coupler Measured according to ANSI S3.22-2014, IEC 60118-0:2015 and IEC 60318-5:2006	
 <p>90</p>  <p>Technical information Omnidirectional mode is used unless otherwise stated.</p>		<p>OSPL90</p>  <p>Full-on gain</p>  <p>Frequency response</p>  <p>— Acoustic input: 60 dB SPL - - - Magnetic input: 31.6 mA/m</p>	<p>OSPL90</p>  <p>Full-on gain</p>  <p>Frequency response</p>  <p>— Acoustic input: 60 dB SPL - - - Magnetic input: 31.6 mA/m</p>	
	OSPL90	Peak 1600 Hz HFA-OSPL90	129 dB SPL 124 dB SPL 124 dB SPL	119 dB SPL 115 dB SPL 116 dB SPL
	Full-on gain ¹	Peak 1600 Hz HFA-FOG	63 dB 60 dB 59 dB	54 dB 51 dB 51 dB
	Reference test gain		49 dB	39 dB
Frequency range		100-7500 Hz	100-7500 Hz	
Telecoil output	1 mA/m field (1600 Hz) 10 mA/m field (1600 Hz) HFA-SPLITS L/R	90 dB SPL 110 dB SPL -	- - 98/98 dB SPL	
Total harmonic distortion (Input 70 dB SPL)	500 Hz 800 Hz 1600 Hz	< 2 % < 3 % < 2 %	< 2 % < 2 % < 2 %	
Equivalent input noise level	Omni Dir	15 dB SPL 24 dB SPL	15 dB SPL 27 dB SPL	
Battery consumption ²	Typical Quiescent	2.1 mA 1.9 mA	2.4 mA 1.9 mA	
Battery life, artificial measurement, hours ³		85	75	
Expected battery life, hours ⁴		40-60		

1) Measured with the gain control of the hearing aids set to their full-on position minus 20 dB and with an input SPL of 70 dB. This is to obtain a gain response equal to the full-on gain response from e.g. IEC 60118-0:1983+A1:1994 but without influence of feedback.
 2) Battery current is measured according to IEC 60118-0:1983/AMD1:1994 §7.11, IEC 60118-0:2015 §7.7 and ANSI S3.22-2014 §6.13 after a settling time of minimum 3 minutes.
 3) Based on the standardised battery consumption measurement (e.g. IEC 60118-0:1983/AMD1:1994). The actual battery life depends on battery quality, use pattern, active feature set, hearing loss and sound environment.
 4) Real usage battery life is shown as an estimated interval based on mixed use cases with variable amplification settings and variable input levels, incl. direct stereo streaming from a TV (25% of the time) and streaming from a mobile phone (6% of the time).


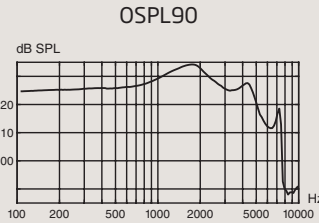
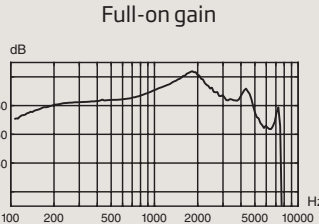
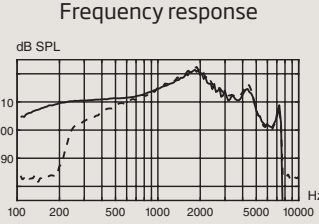
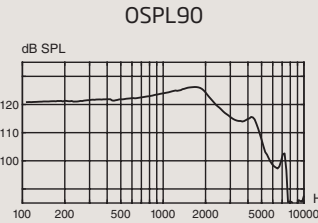
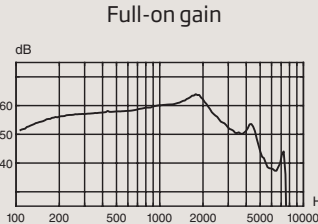
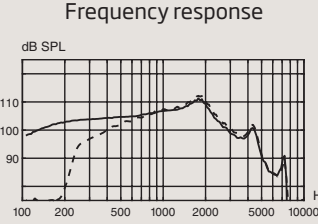
		Ear Simulator Measured according to IEC 60118-0:1983/AMD1:1994, IEC 60118-0:2015, IEC 60118-1:1995+AMD1:1998 CSV and IEC 60318-4:2010	2CC Coupler Measured according to ANSI S3.22-2014, IEC 60118-0:2015 and IEC 60318-5:2006
 <p>Technical information Omnidirectional mode is used unless otherwise stated.</p> <p>Warning to the hearing aid dispenser The maximum output capability of the hearing aid may exceed 132 dB SPL (IEC 711). Special care should be exercised in selecting and fitting the hearing aid, as there may be risk of impairing the remaining hearing of the hearing aid user.</p>			
OSPL90	Peak	134 dB SPL	126 dB SPL
	1600 Hz	134 dB SPL	126 dB SPL
	HFA-OSPL90	131 dB SPL	123 dB SPL
Full-on gain ¹	Peak	72 dB	64 dB
	1600 Hz	70 dB	63 dB
	HFA-FOG	67 dB	60 dB
Reference test gain		60 dB	46 dB
Frequency range		100-7500 Hz	100-5400 Hz
Telecoil output	1 mA/m field (1600 Hz)	101 dB SPL	-
	10 mA/m field (1600 Hz)	121 dB SPL	-
	HFA-SPLITS L/R	-	105/105 dB SPL
Total harmonic distortion (Input 70 dB SPL)	500 Hz	< 2 %	< 2 %
	800 Hz	< 3 %	< 2 %
	1600 Hz	< 3 %	< 2 %
Equivalent input noise level	Omni	11 dB SPL	15 dB SPL
	Dir	23 dB SPL	30 dB SPL
Battery consumption ²	Typical	2.0 mA	2.1 mA
	Quiescent	1.9 mA	1.9 mA
Battery life, artificial measurement, hours ³		90	85
Expected battery life, hours ⁴		50-60	

1) Measured with the gain control of the hearing aids set to their full-on position minus 20 dB and with an input SPL of 70 dB. This is to obtain a gain response equal to the full-on gain response from e.g. IEC 60118-0:1983+A1:1994 but without influence of feedback.

2) Battery current is measured according to IEC 60118-0:1983/AMD1:1994 §7.11, IEC 60118-0:2015 §7.7 and ANSI S3.22:2014 §6.13 after a settling time of minimum 3 minutes.

3) Based on the standardised battery consumption measurement (e.g. IEC 60118-0:1983/AMD1:1994). The actual battery life depends on battery quality, use pattern, active feature set, hearing loss and sound environment.

4) Real usage battery life is shown as an estimated interval based on mixed use cases with variable amplification settings and variable input levels, incl. direct stereo streaming from a TV (25% of the time) and streaming from a mobile phone (6% of the time).

		Ear Simulator Measured according to IEC 60118-0:1983/AMD1:1994, IEC 60118-0:2015, IEC 60118-1:1995+AMD1:1998 CSV and IEC 60318-4:2010	2CC Coupler Measured according to ANSI S3.22-2014, IEC 60118-0:2015 and IEC 60318-5:2006
 <p>Technical information Omnidirectional mode is used unless otherwise stated.</p> <p>Warning to the hearing aid dispenser The maximum output capability of the hearing aid may exceed 132 dB SPL (IEC 711). Special care should be exercised in selecting and fitting the hearing aid, as there may be risk of impairing the remaining hearing of the hearing aid user.</p>		 <p>OSPL90</p>  <p>Full-on gain</p>  <p>Frequency response</p> <p>— Acoustic input: 60 dB SPL - - - Magnetic input: 31.6 mA/m</p>	 <p>OSPL90</p>  <p>Full-on gain</p>  <p>Frequency response</p> <p>— Acoustic input: 60 dB SPL - - - Magnetic input: 31.6 mA/m</p>
OSPL90	Peak	134 dB SPL	126 dB SPL
	1600 Hz	134 dB SPL	126 dB SPL
	HFA-OSPL90	131 dB SPL	123 dB SPL
Full-on gain ¹	Peak	72 dB	64 dB
	1600 Hz	70 dB	63 dB
	HFA-FOG	67 dB	60 dB
Reference test gain		60 dB	46 dB
Frequency range		100-7500 Hz	100-5400 Hz
Telecoil output	1 mA/m field (1600 Hz)	101 dB SPL	-
	10 mA/m field (1600 Hz)	121 dB SPL	-
	HFA-SPLITS L/R	-	105/105 dB SPL
Total harmonic distortion (Input 70 dB SPL)	500 Hz	< 2 %	< 2 %
	800 Hz	< 3 %	< 2 %
	1600 Hz	< 3 %	< 2 %
Equivalent input noise level	Omni	12 dB SPL	15 dB SPL
	Dir	23 dB SPL	30 dB SPL
Battery consumption ²	Typical	2.0 mA	2.1 mA
	Quiescent	1.9 mA	1.9 mA
Battery life, artificial measurement, hours ³		90	85
Expected battery life, hours ⁴		50-60	

1) Measured with the gain control of the hearing aids set to their full-on position minus 20 dB and with an input SPL of 70 dB. This is to obtain a gain response equal to the full-on gain response from e.g. IEC 60118-0:1983+A1:1994 but without influence of feedback.

2) Battery current is measured according to IEC 60118-0:1983/AMD1:1994 §7.11, IEC 60118-0:2015 §7.7 and ANSI S3.22-2014 §6.13 after a settling time of minimum 3 minutes.

3) Based on the standardised battery consumption measurement (e.g. IEC 60118-0:1983/AMD1:1994). The actual battery life depends on battery quality, use pattern, active feature set, hearing loss and sound environment.

4) Real usage battery life is shown as an estimated interval based on mixed use cases with variable amplification settings and variable input levels, incl. direct stereo streaming from a TV (25% of the time) and streaming from a mobile phone (6% of the time).

Headquarters
Oticon A/S
Kongebakken 9
DK-2765 Smørum
Denmark



SBO Hearing A/S
Kongebakken 9
DK-2765 Smørum
Denmark