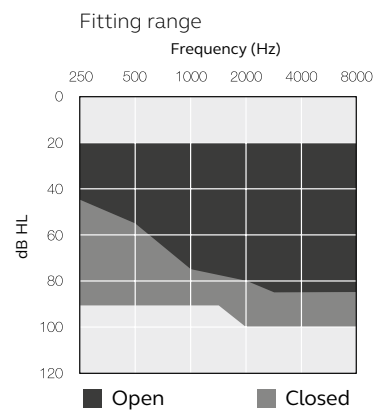




Model	KE477-DW	KE377-DW	KE277-DW	KE177-DW
<b>Device Configurations</b>				
Battery size	13 Zinc-Air			
IP Classification	IP 68			
Control Option	Telecoil, DAI (Not available for KE1)			
<b>Audiological Features</b>				
WARP compression (WDRC) - number of channels	12	8	6	4
Natural Directionality II	●			
Synchronised Soft Switching	●			
Soft Switching	●	●	●	
Multiscope Adaptive Directionality	●	●		
Adaptive Directionality			●	
Omni/ Fixed Directionality				●
Environmental Classifier	●	●	●	●
DFS Ultra II	●	●	●	
Music Mode	●			
Noise Tracker II	●	●	●	●
Wind Guard	●	●	●	
Impulse Noise Reduction	●			
Expansion	●	●	●	●
Synchronised Acceptance Manager	●	●		
Tinnitus Sound Generator	●	●	●	
<b>Functional Features</b>				
Synchronised Push Button	●	●		
Synchronised Volume Control	●	●		
Smart Start	●	●	●	●
Phone Now	●	●	●	●
Comfort Phone	●	●		
Direct audio streaming (MFi, Android™*)	●	●		
ReSound TV Streamer 2, Remote Control, Remote 2, Phone Clip+, Micro Mic and Multi Mic	●	●	●	RC only
ReSound Smart 3D™ app	●	●	●	●
<b>ReSound Assist</b>				
Remote Fine Tuning	●	●	●	●
ReSound Assist Live	●	●	●	●
Remote Firmware Updates	●	●	●	●
<b>Fitting Features</b>				
Fitting Software ReSound Smart Fit™ 1.10 or higher	●	●	●	●
Fully Flexible Programs	4	4	4	2
Auto DFS	●	●	●	●
Onboard Analyser II	●	●	●	●
Wireless Fitting with Noalink Wireless	●	●	●	●

\* Compatible with Android smartphones that support direct Android streaming to hearing aids



© 2020 GN Hearing A/S. All rights reserved. ReSound is a trademark of GN Hearing A/S. Apple, the Apple logo, iPhone, iPad and iPod touch are trademarks of Apple Inc., registered in the U.S. and other countries. Android is a trademark of Google LLC. The Bluetooth word mark and logos are registered trademarks owned by Bluetooth SIG, Inc.

# Technical Specifications

		KE77-DW (Thin tube)		
		IEC 60118-0: 1983_AMD1:1994 IEC 60118-0:2015 (*) IEC 711 Ear Simulator	ANSI S3.22-2014 IEC 60118-0:2015 JIS C 5512: 2015 2cc coupler	
Reference test gain (60 dB SPL input)	1600 Hz/HFA	45	40	dB
Full-on gain (50 dB SPL input)	Max. 1600 Hz/HFA	63 55	52 49	dB
Maximum output (90 dB SPL input)	Max. 1600 Hz/HFA	131 122	128 117	dB SPL
Total harmonic distortion	500 Hz 800 Hz 1600 Hz 3200 Hz	0.7 0.2 0.8 -	0.5 0.1 0.6 0.2	%
Telecoil sensitivity (1 mA/m input)	Max.	92	83	dB SPL
HFA - SPLIV @ 31.6 mA/m (ANSI)	HFA	107	101	
Full-on telecoil sensitivity @ 1mA/m	1600 Hz/HFA	86	79	
Equivalent input noise, w/o Noise reduction		25	22	dB SPL
1/3 Octave Equivalent input noise, w/o Noise reduction	1600 Hz	10	10	dB SPL
Frequency range IEC 60118-0: 2015		100-7880*	100-7130	Hz
Current Drain (Quiescent / Operating)		1.18/1.22	1.18/1.2	mA
Weight of hearing aid (without hook, tube and dome/ear mould)		2.66 / 0.09		gram/oz

\* Measured according to IEC60118-0:2015, with 711-Ear simulator coupler.

# Technical Specifications

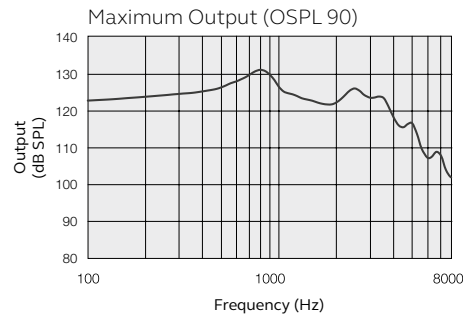
		KE77-DW (Closed)		
		IEC 60118-0: 1983_AMD1:1994 IEC 60118-0:2015 (*) IEC 711 Ear Simulator	ANSI S3.22-2014 IEC 60118-0:2015 JIS C 5512: 2015 2cc coupler	
Reference test gain (60 dB SPL input)	1600 Hz/HFA	48	45	dB
Full-on gain (50 dB SPL input)	Max. 1600 Hz/HFA	66 58	57 52	dB
Maximum output (90 dB SPL input)	Max. 1600 Hz/HFA	134 127	126 122	dB SPL
Total harmonic distortion	500 Hz 800 Hz 1600 Hz 3200 Hz	0.9 1.2 1.0 -	0.7 0.9 0.6 0.2	%
Telecoil sensitivity (1 mA/m input)	Max.	96	88	dB SPL
HFA - SPLIV @ 31.6 mA/m (ANSI)	HFA	110	105	
Full-on telecoil sensitivity @ 1mA/m	1600 Hz/HFA	88	83	
Equivalent input noise, w/o Noise reduction		24	22	dB SPL
1/3 Octave Equivalent input noise, w/o Noise reduction	1600 Hz	10	11	dB SPL
Frequency range IEC 60118-0: 2015		100-6790*	100-6170	Hz
Current Drain (Quiescent / Operating)		1.2/1.23	1.2/1.29	mA
Weight of hearing aid (without hook, tube and dome/ear mould)		2.66 / 0.09		gram/oz

\* Measured according to IEC60118-0:2015, with 711-Ear simulator coupler.

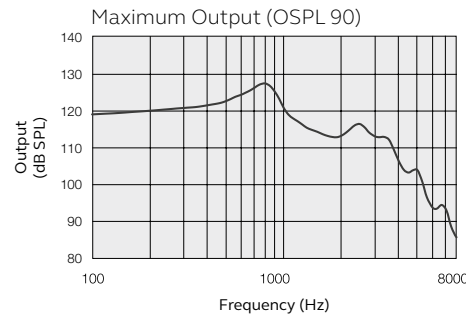
Patents pending

All specifications are subject to change without notice

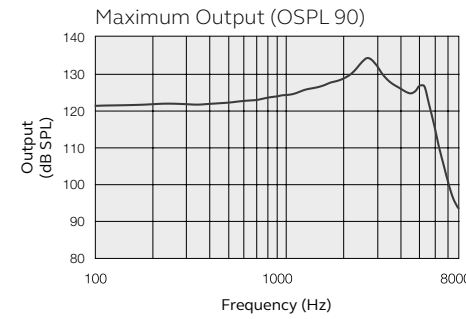
IEC 60118-0: 1983\_AMD1:1994  
IEC 711 Ear Simulator



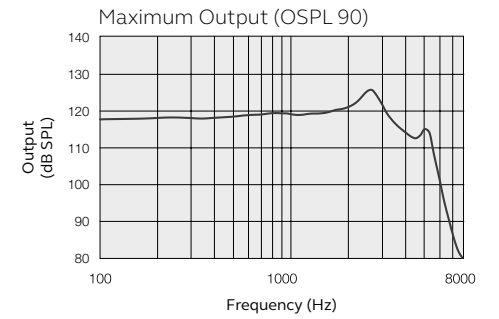
ANSI S3.22-2014  
IEC 60118-0:2015  
JIS C 5512: 2015  
2cc coupler



IEC 60118-0: 1983\_AMD1:1994  
IEC 711 Ear Simulator



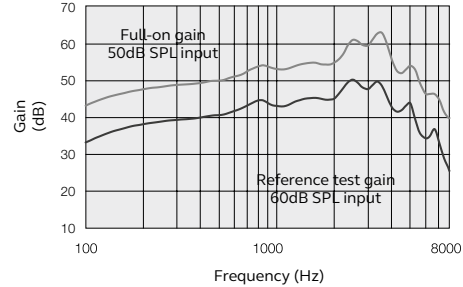
ANSI S3.22-2014  
IEC 60118-0:2015  
JIS C 5512: 2015  
2cc coupler



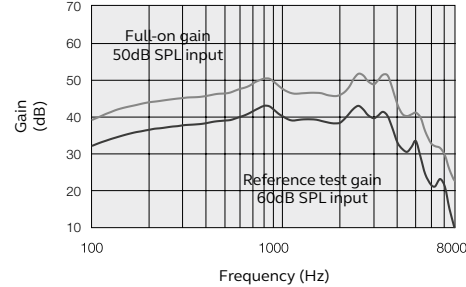
Patents pending

All specifications are subject to change without notice

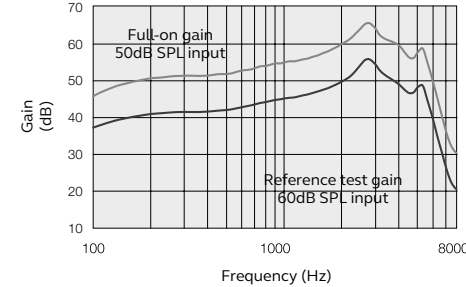
Full-On and Reference Test Gain



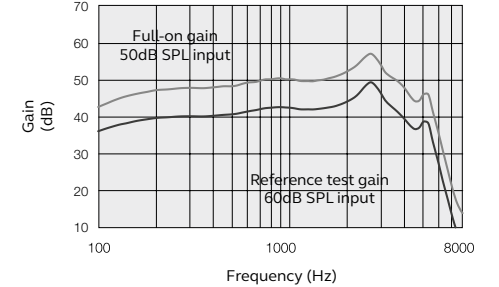
Full-On and Reference Test Gain



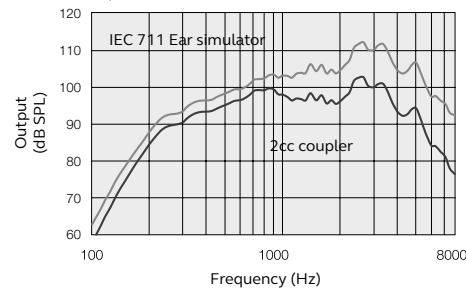
Full-On and Reference Test Gain



Full-On and Reference Test Gain



Full-On Telecoil Response  
Input level 10 mA/m



Full-On Telecoil Response  
Input level 10 mA/m

